




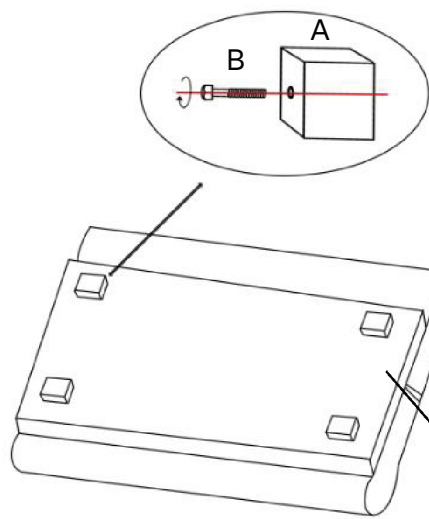
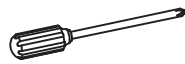
HORGANS

Assembly Instructions

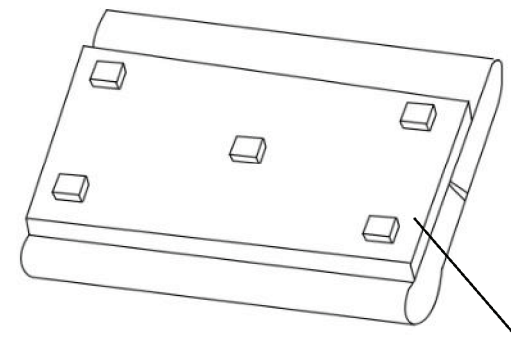
ID	Description	QTY
A	Legs 5 x 5 x 2.5cm 	13
B	Screw 8 x 30mm 	13
	Crosshead screwdriver 	1

Step 1

Use the provided screws to attach legs to base (crosshead screwdriver is required for assembly).



Armless / Single Arm sofa part requires 4 x legs.



Chaise sofa part require 5 x legs.

Step 2

