


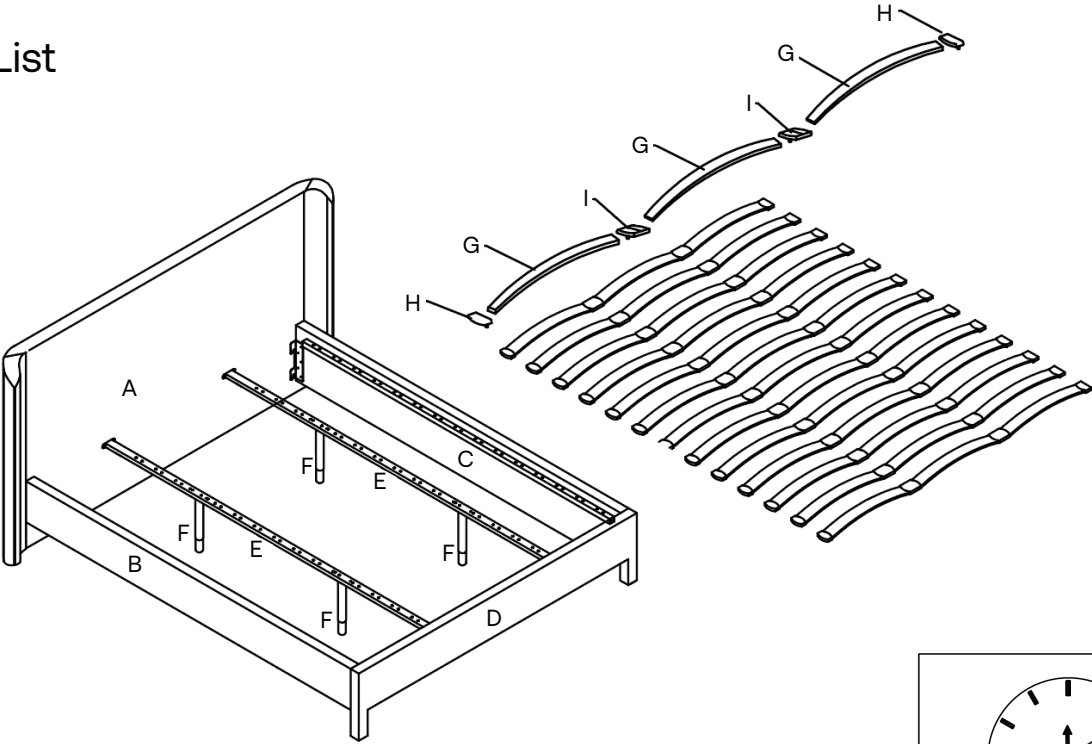
HORGANS

Assembly Instructions

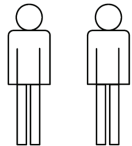
To begin

- Choose a clean, level surface near the final location to prevent damage and reduce lifting.
- Ensure all parts and hardware are included.
- Read all assembly instructions carefully before starting.
- Keep hardware and packaging away from small children.
- Do not overtighten screws or bolts to avoid damaging the threads.




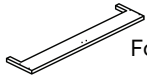
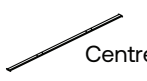





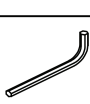




Parts List



Allow 30 Minutes



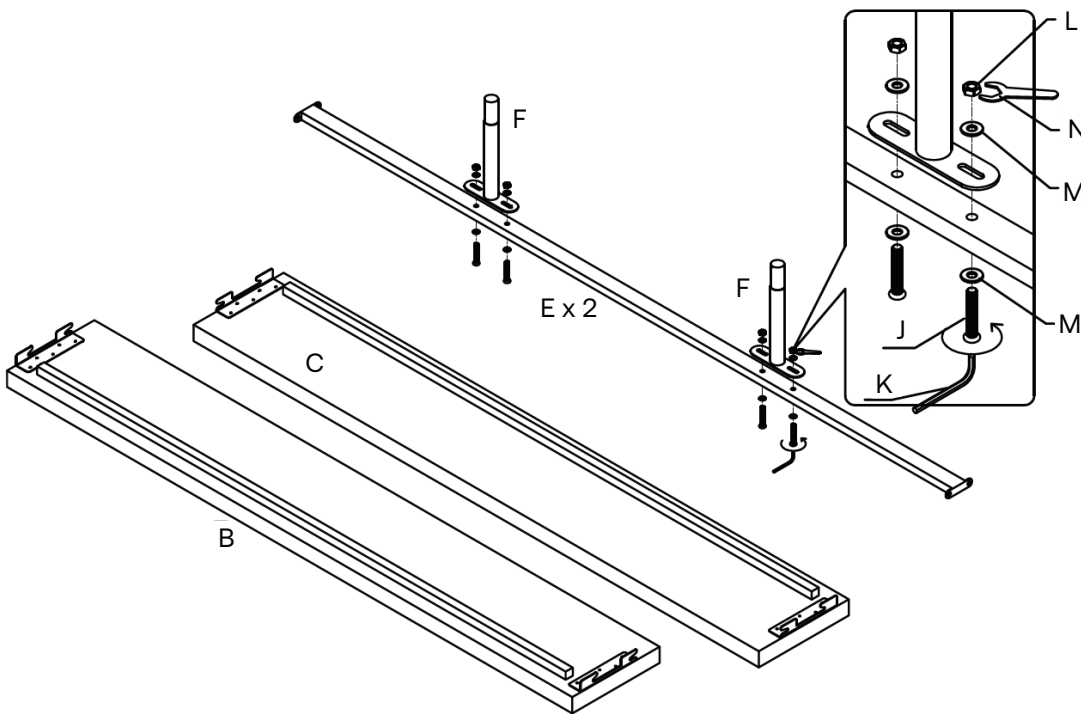
2 People Required

| ID | Description | QTY |
|----|---|-----|
| A |  Headboard | 1 |
| B |  Rail Left | 1 |
| C |  Rail Right | 1 |
| D |  Footboard | 1 |
| E |  Centre Slat Rail | 2 |
| F |  Support Leg | 4 |
| G |  Slat | 45 |
| H |  | 30 |
| I |  | 30 |
| J |  Allen Bolt M6*3cm | 24 |
| K |  Allen Key | 1 |
| L |  Nut | 8 |
| M |  Flat Washer | 32 |
| N |  Wrench | 1 |
| O |  Spring Washer | 8 |

HORGANS

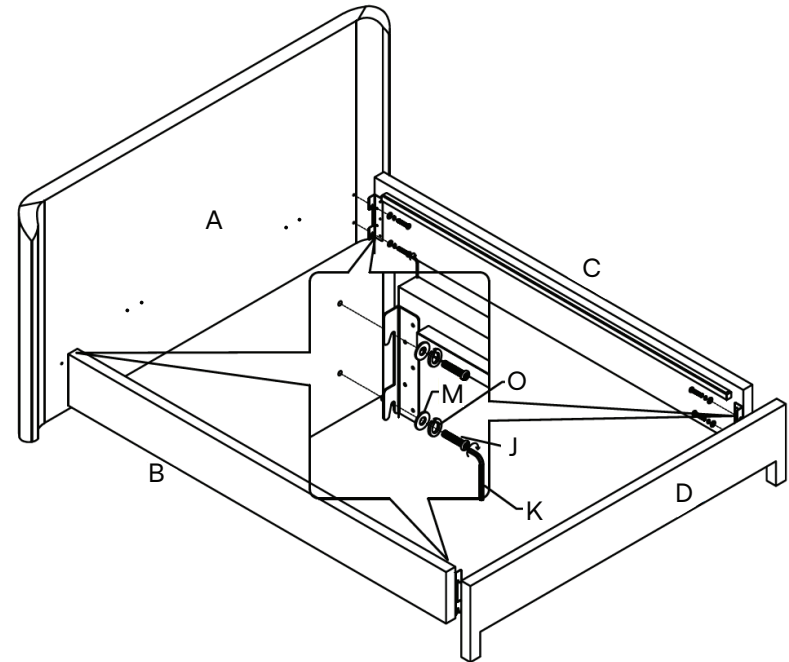
Step 1

Attach the centre slat rail (E) to the rail (B) with support leg (F). Then mount using allen bolt (J) onto nut (L) using wrench (N). Nut (L) on the centre slat rail (E).



Step 2

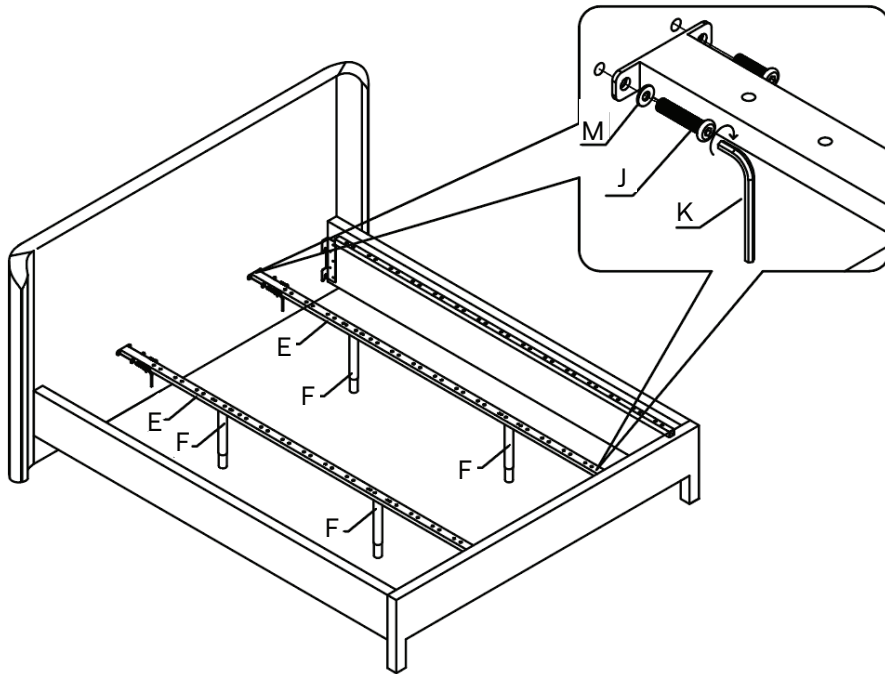
Attach the headboard (A) to the footboard (D) using flat washer (M) and spring washer (O). Install the rails (B and C) onto the footboard (D), securing with allen bolt (J).



HORGANS

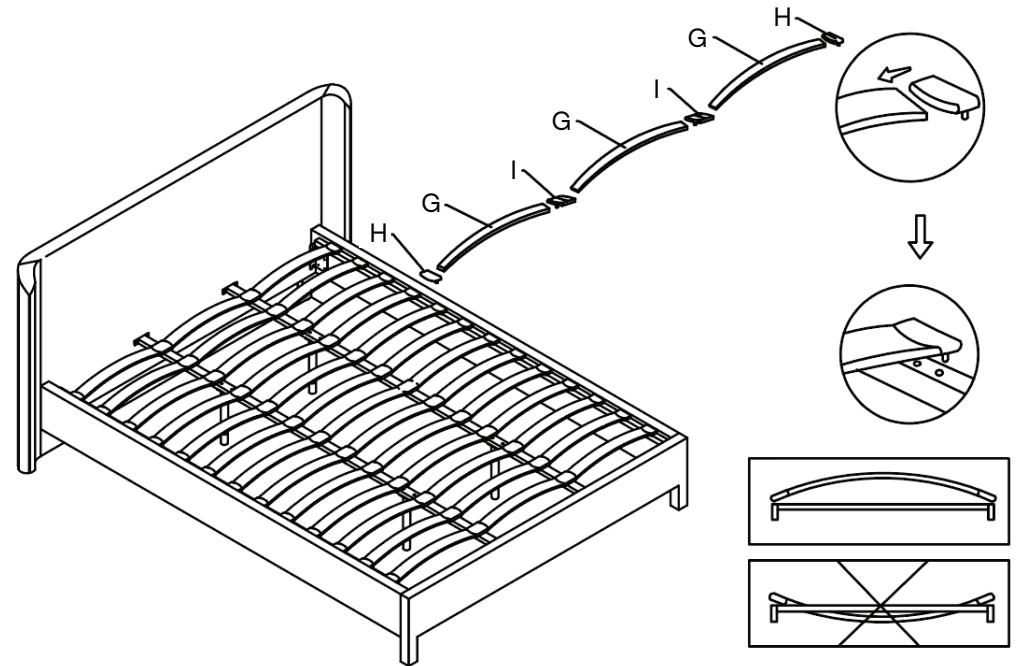
Step 3

Attach the side rails (E) to the headboard (A) and footboard (D) using bolts (J) and (K). Secure with allen key (K) and flat washer (M). Support the rails with screws (F).



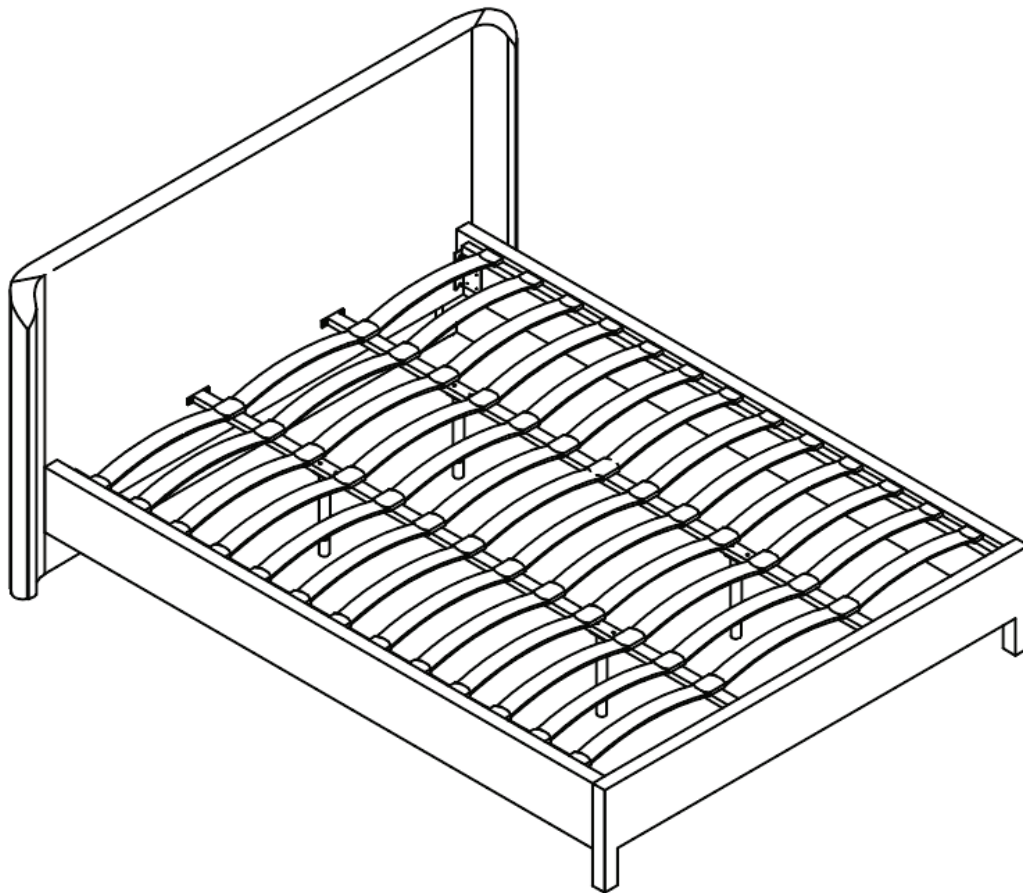
Step 4

Insert slat (G) into the side rails (H), then secure with end caps (I). Attach the assembled support to the bed frame. Make sure the support is installed in the correct orientation.



HORGANS

Assembly Complete



Dalia King Bed



TIGHTEN BY
HAND ONLY
DO NOT USE
POWER TOOLS

horgans.com.au