




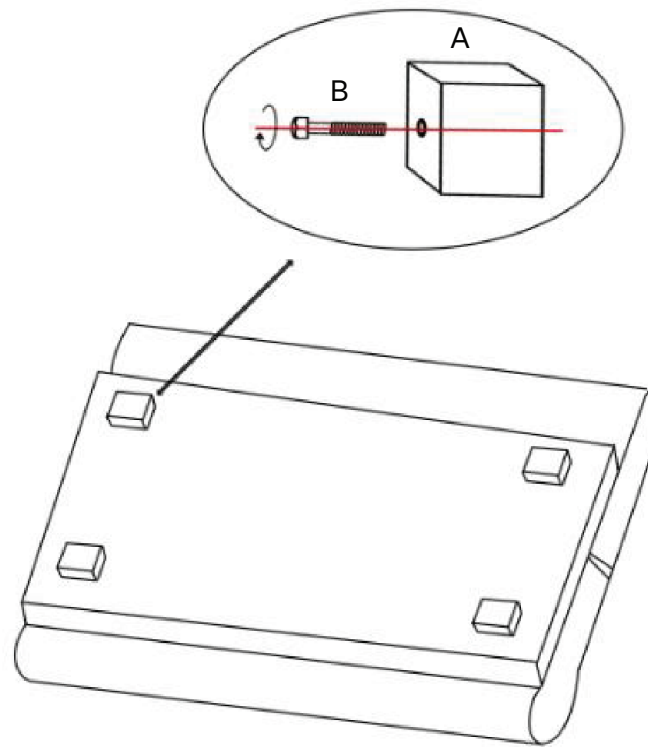

HORGANS

Assembly Instructions

ID	Description	QTY
A	Legs 5 x 5 x 2.5cm 	16
B	Screw 8 x 50mm 	16
	Crosshead screwdriver 	1

Step 1

Use the provided screws to attach legs to base (crosshead screwdriver is required for assembly).



Step 2

